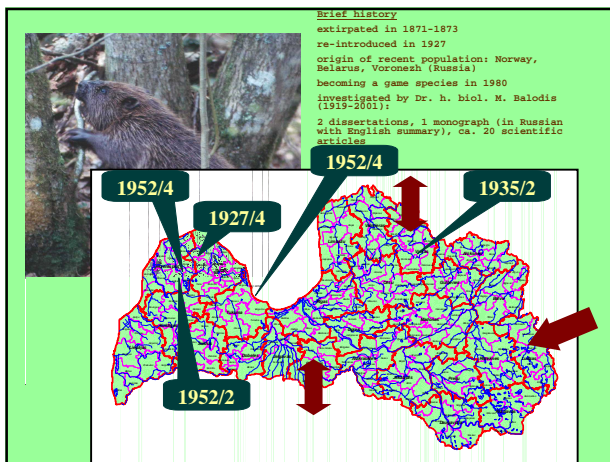


## Amfibiskie zīdītāji

- Tēmas aktualitāte
- Taksonomiskā piederība
- Pārstāvniecība Latvijas faunā
- Morfoloģiskie, anatomiskie un fizioloģiskie pielāgojumi
- Būtiskākie vides faktori
- Populāciju struktūras īpatnības

## Padziļināti pētījumi Latvijā

- Bebri
- Ūdri

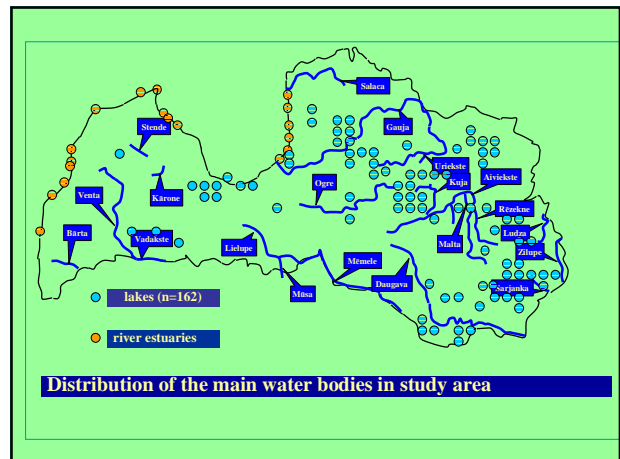
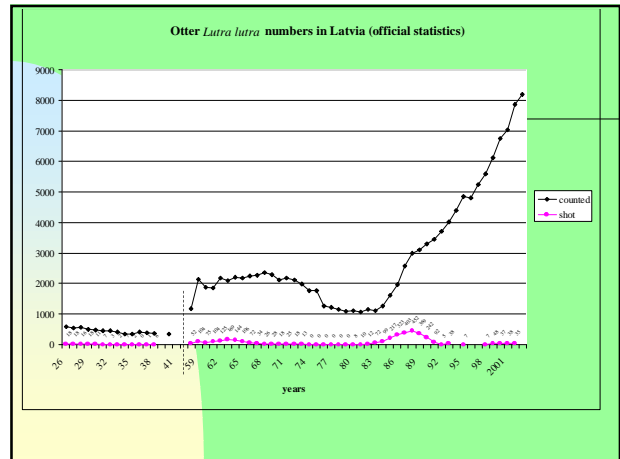
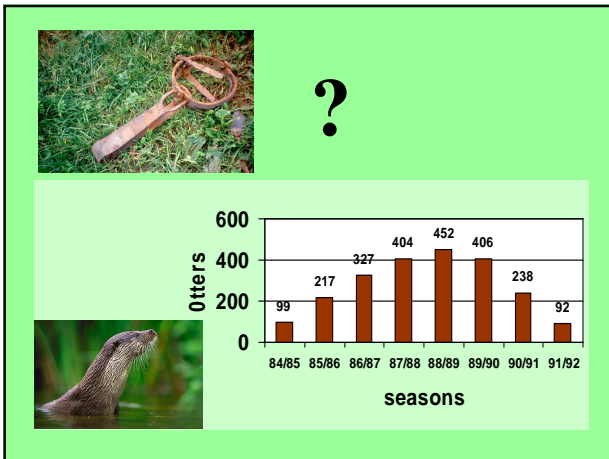
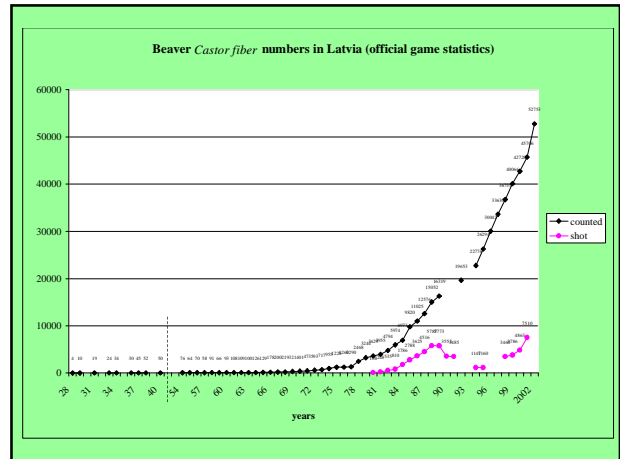


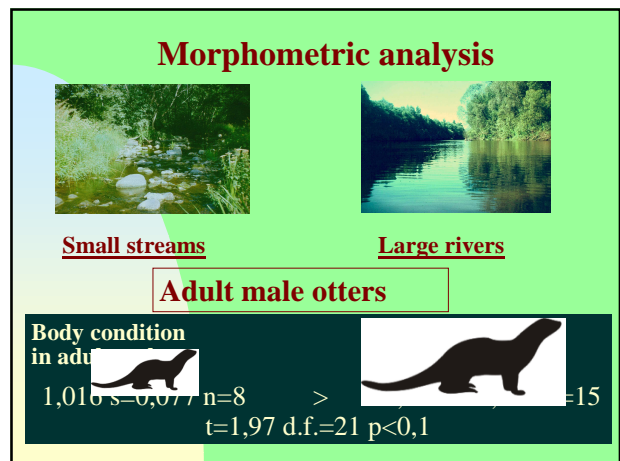
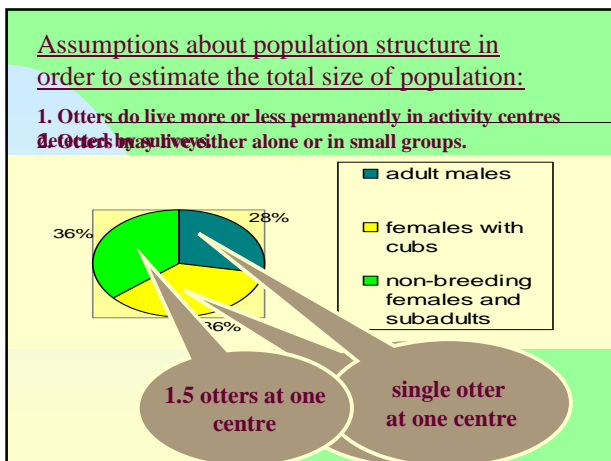
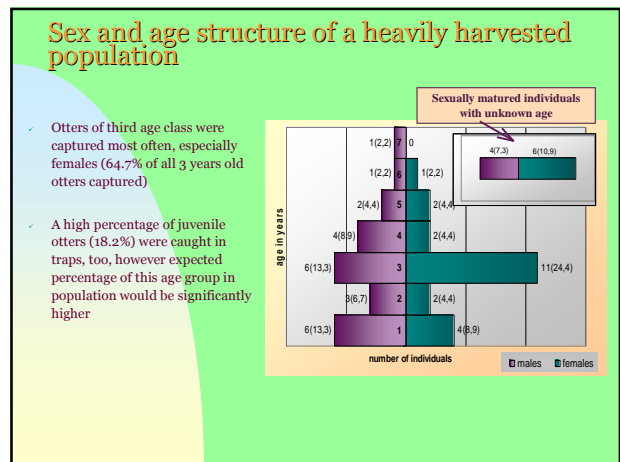
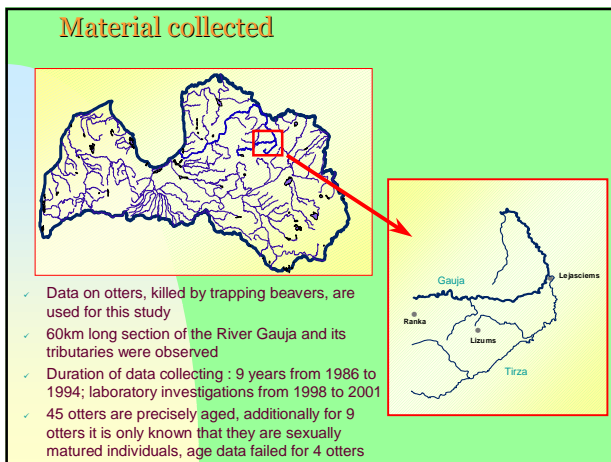
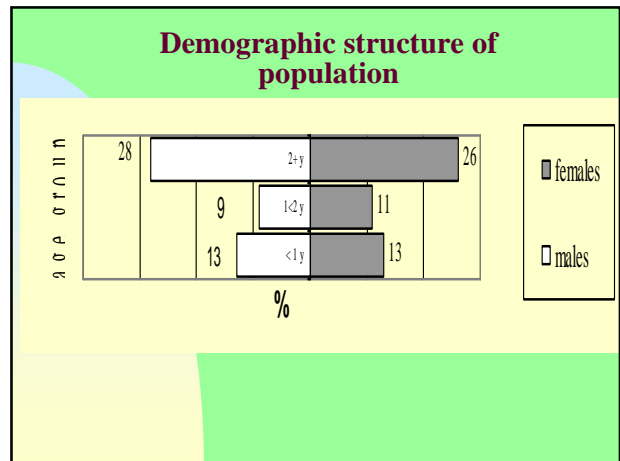
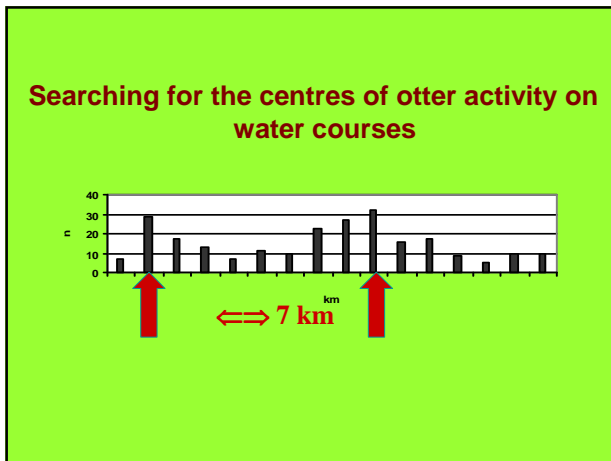
### Main characteristics of beaver habitats (bank length) within an average km<sup>2</sup> of Latvian landscape:

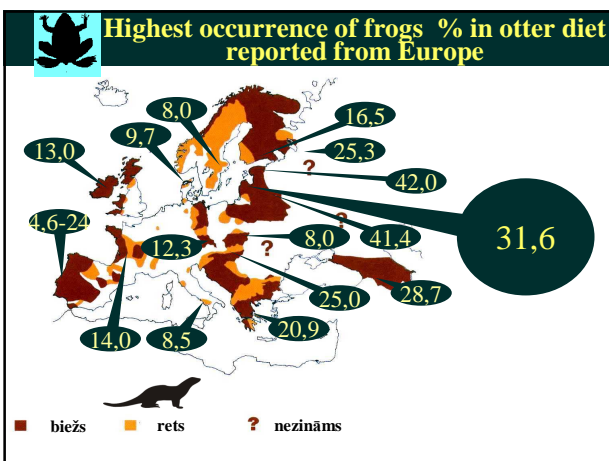
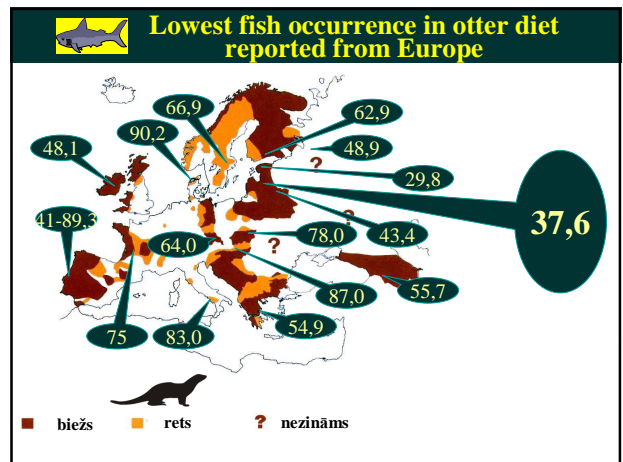
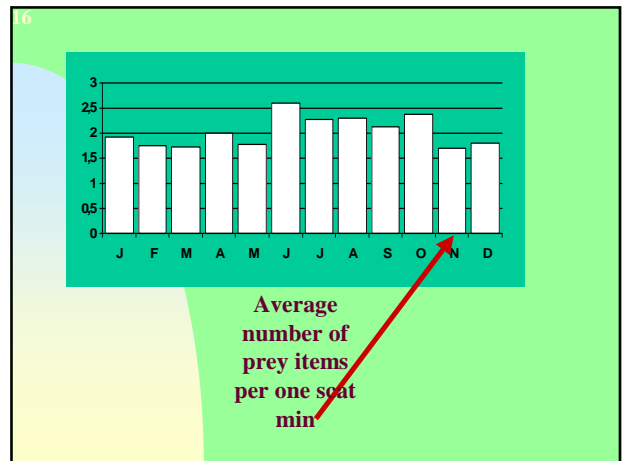
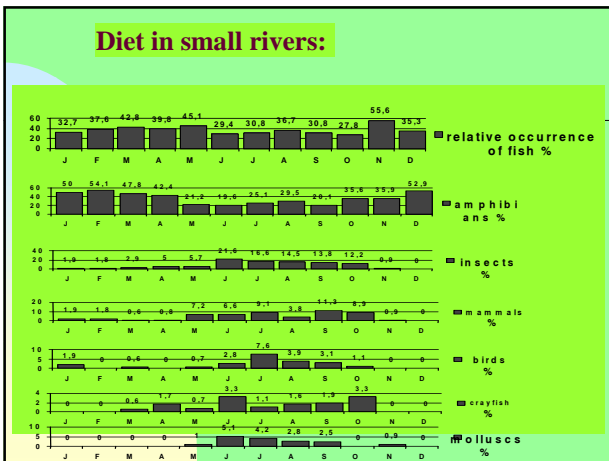
- big rivers (>50m) – 12m;
- medium rivers (20-50m) – 8m;
- small rivers (2-20m) – 123m;
- rivulets (<2m) – 62m;
- artificial ditches (<2m) – 636m;
- channels (>2m) – 99m;
- lakes – 122m
- Total – 1062m**

Late winter... Three month later...









### Material to assess the levels of PCBs and DDT pollution

Latvia

River Gauja

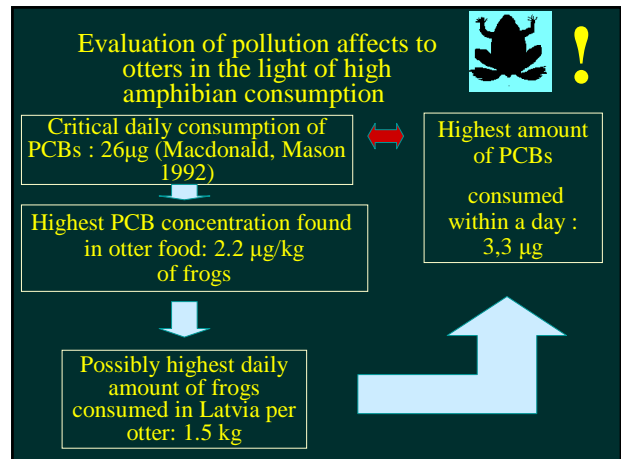
S-Sweden

Lake Uren

	Latvia	S-Sweden
Otters	4	4
<i>Rutilus rutilus</i>	10	10
<i>Rana temporaria</i>	10	10
<i>Bufo bufo</i>	-	4

### PCBs concentrations in otter food

		fat %	PCBs mg/kg fat (wet tissue)
<b>Latvia</b>	Roach	0.75	0.140(0.0011)
	Frogs	2.23	0.083(0.0019)
<b>Sweden</b>	Roach #1	0.79	0.120(0.0010)
	Roach #2	0.83	0.200(0.0017)
	Frogs	1.56	0.140(0.0022)
	Toads	1.48	0.320(0.0047)



### Results of helminthological study

	<u>Germany</u>	<u>Latvia</u>	<u>Belarus</u>
<b>Status of otter population</b>	locally common	viable	common, locally viable
<b>Examined otters</b>	50	13	84
<b>Reference period</b>	1982-89	1994-97	1960-95
<b>Helminth species</b>	10	6 (8)	11
<b>Infection intensity</b>	2-326	1-33	1-79
<b>Infection prevalence</b>	24%	31%	75%

$t=0,099$  n.s.       $t=3,211$   $df=13$   $p<0,01$

